

Power distribution solutions

Eaton ePDU Data Center Product Catalog



Switch  N to Eaton.

EATON

Powering Business Worldwide

Celebrating
100 YEARS
Ideals that Endure




Table of contents

Product Line Overview	4
Choosing ePDU Technologies	5
ePDU Technologies	6
Understanding ePDU Technologies	7
ePDU Software Options	9
ePDU Units	10
Basic ePDUs	10
FlexPDUs and Hot Swap Maintenance Bypass	14
Monitored ePDUs	16
Advanced Monitored ePDUs	19
Switched ePDUs	20
Eaton Automatic Transfer Switches	22
Rack Power Module	24
ePDU Plugs and Receptacles	25
Power Cables and Accessories	26
Space-saving Mounting Options	27

Broad product portfolio

Eaton offers the largest selection of rack mounted power distribution units available on the market, we call these Eaton® ePDUs®. Our complete suite of products is designed specifically to help you meet rapidly escalating requirements.

Top seller ePDUs

In this catalog you will find Eaton's top-selling ePDUs, units which we stock for high availability and quick turn around. These units tend to be the most popular and will provide solutions to key data center needs. For detailed technical specifications for all of our top-selling ePDUs, please visit eaton.com/epdu.

Build-to-order ePDUs

Eaton also has build-to-order units, which you can find in the Industrial Catalog and on eaton.com/epdu. Components of these units are stocked at the factory to provide competitive lead times for these products.

Custom ePDUs

It is important to note that Eaton also offers custom capabilities for rack power distribution. Our engineering expertise allows us to build any type of configuration for our customers should there not be a top seller or build-to-order unit available to meet the desired solution. These units have different lead times, pricing structure and warranty offerings.

If you are looking for a power distribution solution that you do not see in this catalog, please contact your reseller or refer to the Industrial Catalog which you can find on eaton.com/epdu.

High Density Power Solutions

Eaton offers a number of ePDUs that will meet your high power density needs. We offer both rack mount, and vertical mount three-phase models ranging from 50A, 60A to even 80A input capacities. These sophisticated units allow an entire rack of equipment to be powered from a single power cord input.

24/7 Reliability through circuit breakers

ePDUs use individual UL-rated branch circuit breakers that protect load segments (outlet groups), ensuring that an overloaded circuit does not affect other load segments, therefore increasing reliability. Typically, circuit breakers have flat rockers or are fully shrouded to prevent accidental on/off operation.

Rugged design for optimal performance and quick installation

Eaton ePDUs are designed to meet global safety standards. These units are engineered with rugged construction, have flexible mounting options, and multiple features ensuring the highest quality and customer satisfaction. Eaton engineers unique solutions for the most power intense environments.

Eaton ePDU Product Wizard makes it easy!

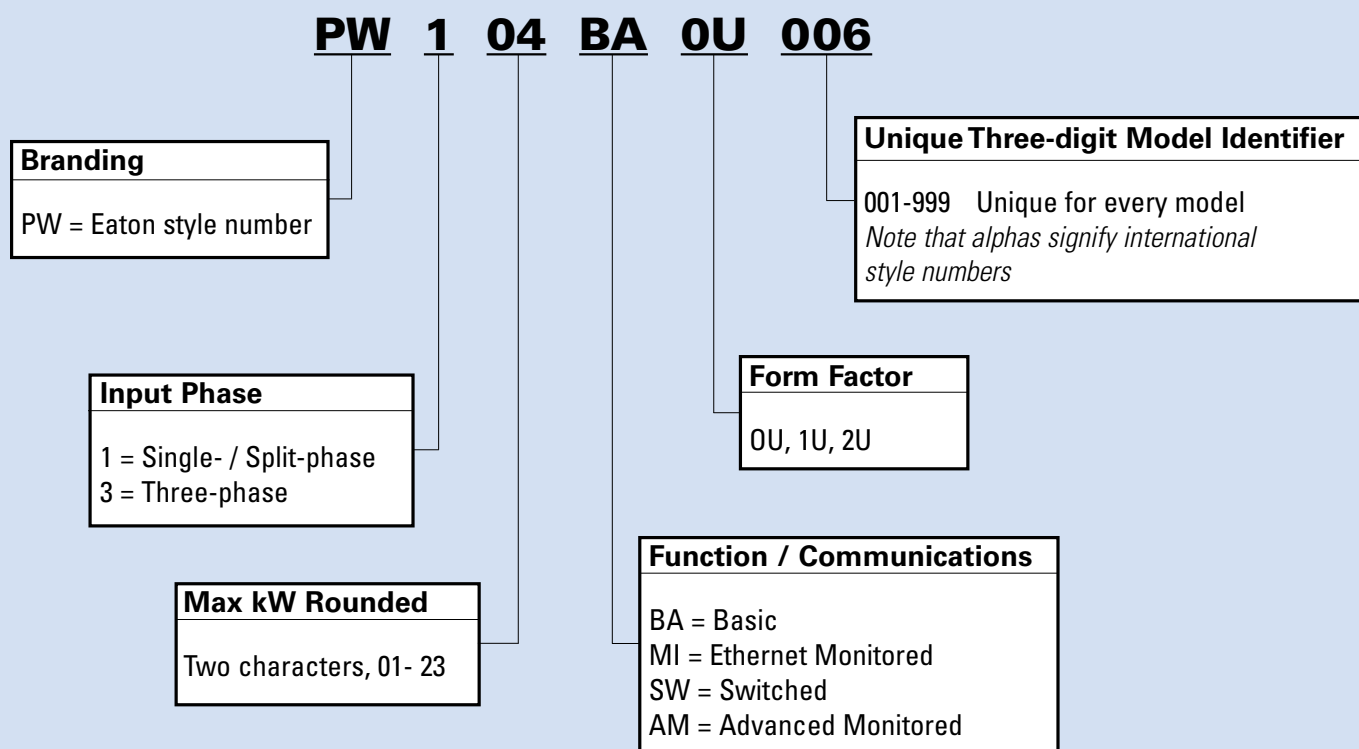
On eaton.com/epdu, Eaton's product wizard is a simple interface that allows you to search over 1,000 products for the perfect solution. You can explore features, benefits and learn basic fundamentals of ePDUs, as well as interact with live demos. This wizard allows you to filter ePDUs by:

- **Input Plug**
- **Output Receptacle**
- **Power Rating**
- **Function**

The live wizard will walk you through power requirements and pick from specific ePDU inventories based on your choices. Making the right decisions from the start can make a difference in the dependability and efficiency of an infrastructure. If you need help or have questions with a selection you can use the live chat icon, or call one of the listed support numbers on our website.

Eaton ePDU catalog numbering system

Eaton's smart style numbers help you understand our numbering system. Follow the example below to see what the letters and numbers mean within this ePDU catalog. Please note that this numbering scheme represents the majority of our part numbers, but not all.



ePDU technologies

Eaton's ePDU technologies satisfy the demand of every data center. Eaton ePDUs offer single and dual chassis, five technology options, the broadest power range in the market and the ability to manufacture custom ePDUs. They also offer an arrangement of outlets (number and type) for every region.

Eaton ePDUs are distinguished for their quality, dependability and versatility. All products are designed for a specific application with an emphasis on safety and reliability. The Eaton line includes an extensive range of vertical, zero OU products, which do not occupy server space in racks, as well as 1U and 2U formats. Environmental monitoring options are also available.

Feature	Basic (BA)	Monitored Network (MI)	Advanced Monitored (AM)	Switched (SW)	Automatic Transfer (AT)
Rugged Construction	✓	✓	✓	✓	✓
Horizontal Products	✓	✓		✓	✓
Vertical Products	✓	✓	✓	✓	
Local Current Display		✓	✓	✓	
Current Monitoring Type		Section	Outlet	Section	
Voltage Monitoring				✓	
Serial Interface				✓	
Ethernet Interface		✓	✓	✓	
Environmental Sensors		✓*	✓	✓	

*Available on some models

Interact with our ePDUs online!

Please visit eaton.com/epdu to interact with different ePDU technologies. These tools provide you with an in-depth look of the technology of the units, plugs, receptacles and much more!

Monitored OU ePDU

Monitored ePDUs offer customers the opportunity to remotely monitor the current draw of individual sections via Ethernet or Serial. This, combined with state-of-the-art software, allows the user to aggregate the information from thousands of ePDUs in one location. This unit is part number VPC2864-3852 (66"W x 1.89"H x 2.0"D).



Basic (BA) – rugged construction and flexible mounting options (page 10)

Designed for reliable and cost effective power distribution, Basic ePDUs have the form factor and receptacle choices to meet the needs of the demanding data center architect. With power levels ranging from 1.4 kW all the way to 17 kW, Eaton has the right Basic ePDU for any application.



FlexPDUs and Hot Swap Maintenance Bypass (page 14)

The Eaton FlexPDUs are designed to provide flexible output receptacle options from a single UPS. These products have a three-foot input cord, enabling them to be mounted in close proximity to the UPS.

Ideal for maintenance and UPS replacement, the Eaton HotSwap Maintenance Bypass facilitates hot-swappable UPS replacement without shutting down equipment connected to the UPS.



Monitored Network (MI) (page 16)

Eaton Monitored ePDUs provide remote monitoring of the current draw of individual sections via Ethernet or Serial communication. This capability, combined with state-of-the-art software allows you to aggregate the information from hundreds of ePDUs in one location. All Monitored ePDUs also include the Easy-Read digital LED ammeter for easy start-up and provisioning of servers.



Advanced Monitored (AM) – Current Monitoring Per Outlet (page 19)

Designed for high-density, mission-critical server applications, the Advanced Monitored ePDUs provide maximum power for both standard and blade servers by allowing you to monitor at the outlet level. Employing multiple configurations, the Easy-Read digital ammeter and remote power management with clearly labeled circuits, these ePDUs ensure easy management and monitoring for current requirements and future expansion.



Switched (SW) – individual outlet switching and sequencing (page 20)

Designed for data centers needing remote site management, the Switched ePDUs provide remote power monitoring of both voltage and current. The current is also displayed on a local two-digit current meter. These units also monitor both temperature and humidity. The Switched ePDUs employ multiple configurations, available in 0U and 2U rack mount, and 42" or 66" vertical lengths. They also provide individual on/off/reboot **control** of up to 36 receptacles. The control interface is highly customizable with multiple functions and flexibility to send either SNMP traps or e-mail alerts.



Eaton Automatic Transfer Switches (AT) (page 22)

Designed for switching non phase synchronized AC power sources, the automatic transfer switch ePDUs intelligent circuitry monitors both inputs, providing a fast switch transfer from primary to secondary source power critical equipment without interruption. These ePDUs assure the highest level of redundancy to mission critical applications.

Why monitor?

The unique monitoring function of Eaton ePDUs allows you to remotely monitor the current draw of individual outlets or sections over a network. This, combined with state-of-the-art software, allows the user to aggregate the information from hundreds of ePDUs in one location. All monitored ePDUs also include the Easy-Read digital LED ammeter for easy start-up and provisioning of servers. This feature allows remote monitoring of current for capacity planning and energy management.

Key features and benefits

- Access circuit-level and ePDU-level information worldwide
- Get a global view across your ePDUs from any PC or server with Intelligent Power Manager software (*you can learn more about Intelligent Power Manager on page 9*)
- Receive warnings and alarms remotely

Advanced Monitoring



Advanced monitoring allows you to monitor down to the individual outlet

Key features:

- High-density configurations reduce enclosure space requirement
- Fuse-less design significantly reduces reset time
- UL Listed (UL489) branch circuit breakers meet UL60950-1 edition requirements
- Easy-Read digital ammeter reduces local monitoring time (auto scroll capability)
- True RMS ammeter provides accurate power measurement
- Multi-purpose mounting improves installation flexibility
- Isolation hardware improves product grounding
- High-grade components increases product reliability and fault tolerance
- Clearly labeled circuits simplify load balancing

400 volt solution

Eaton 400V ePDUs limit energy loss through transformers by avoiding the 480-208 volt conversion. These units use European standard, three-phase 400 volt phase-to-phase – 230 volt phase to neutral - replacing 208 volt phase-to-phase in the US. Operating power supplies at 230 volt versus 208 volt typically increases power supply efficiency.

400V ePDUs also distribute almost twice the power on the same copper to achieve multiple reductions. Eaton offers a unique power distribution solution for 400 volt applications. These applications include

- Containerized data centers
- Customers looking for global standard
- Progressive data centers looking for cost reductions and efficiency gains

You can find 400V ePDUs featured in the Monitored and Switched sections of this catalog, as well as on eaton.com/epdu.

400V ePDU part numbers *(for reference)*

Monitored

- VPC2864-3861
- VPC2864-3862

Switched

- IPV70U1-EP1-09L
- IPV70U2-EP1-09L

ePDU software management

Eaton offers a number of software management tools for you based on the number of ePDUs you need to manage.

Software	Quantity Best Supported	Type of Software	Application	Cost
Web Browser / E-mail	1-25	Included requires web browser	Data Closet Small Network Stand Alone	Included
SNMP	1-1000	Integrates to 3rd Party Software	Small to Large Enterprise	Low-High
IPM	1-200	Eaton software free to try	Small to Medium Enterprise	Low-Medium
PowerXpert	1-1000	Eaton enterprise solution	Facility or Large Enterprise	High

Web Browser / E-mail Alerts

Every network connected ePDU comes standard with built in web server and e-mail alert capability. This allows connection to any ePDU using a standard web browser to configure, monitor and control. If your network allows connection to an SMTP server, the ePDU can be configured to send e-mail alerts using a POP 3 e-mail account.

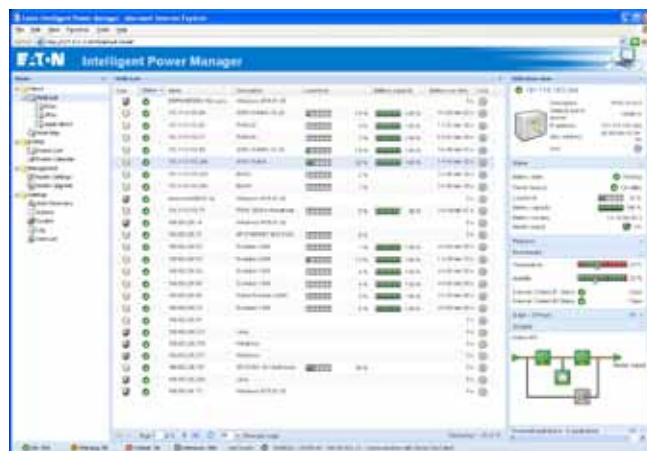
SNMP

Every network connected ePDU supports SNMP alerts and has a standard MIB available for integration into 3rd party software solutions. SNMP supports full monitoring and control with read/write capability for all major variables.

Intelligent Power Manager (IPM)

Ideal for monitoring and managing multiple power and environmental devices, Intelligent Power Manager software from Eaton delivers a global view across your network from any PC with an Internet browser, Microsoft's SCVMM™ or VMWare's vCenter™ dashboard. The software allows for one point monitoring of ePDU, UPS and environmental sensors. The software monitors alarms, logs current readings and environmental sensors on ePDU. The software features auto-discovery of connected devices and export to spreadsheet for report manipulation.

In the event of a power interruption, the software will also alert VMWare's vMotion™ or Microsoft's Live Migration™ to move your virtual machines to an available server for zero downtime. To learn more, please visit eaton.com/intelligentpower.









PowerXpert

Ideal as a facility enterprise solution, PowerXpert supports the full offering of Eaton's electrical products and offers support for third party products. PowerXpert monitors alarms, logs current readings and environmental sensors on ePDU. There is a Web based dashboard view that allows you to drill down to a specific ePDU. Using the optional reporting package, customized power utilization reports can be generated.

PowerXpert also allows you to customize the conditions under which alarms are triggered and can run deployment validation tools during installation so all key setup requirements are automatically validated. To learn more, please visit eaton.com/pxs.

Basic ePDUs - 0U

Eaton Basic ePDUs are designed for reliable and cost-effective power distribution.

Catalog Number	Style Number	Input Plug	Breaker	Max kW	Function	Cord (ft)	Orientation	Receptacles	Dimensions (H x W x D, in)
ePBZ98	ePBZ98	5-15P	15A	1.44	BA	6	0U	(18) 5-15R	48 x 1.5 x 1.5
ePBZ89	 ePBZ89	C14	None	1.44	BA	6	0U	(16) C13	28 x 1.9 x 2.2
ePBZ97	 ePBZ97	5-20P	(1) 20A	1.92	BA	6	0U	(24) 5-20R	48 x 1.5 x 1.5
ePBZ96	ePBZ96	L5-20P	(1) 20A	1.92	BA	6	0U	(24) 5-20R	48 x 1.5 x 1.5
PW103BA0U257	V70BC2-N-SL-009	L5-30P	(2) 20A	2.88	BA	9	0U	(24) 5-20R	66 x 2.0 x 1.89
ePBZ93	 ePBZ93	L6-20P	(1) 20A	3.33	BA	6	0U	(20) C13, (4) C19	42 x 1.9 x 2.4
PW103BA0U237	V70NB4-N-SL-009	L6-20P	None	3.33	BA	9	0U	(24) C13, (4) C19	66 x 2.0 x 1.89
ePBZ92	ePBZ92	L6-30P	(2) 20A	4.99	BA	6	0U	(20) C13, (4) C19	42 x 1.9 x 2.2
PW105BA0U239	 V70BF5-N-SL-009	L6-30P	(2) 20A	4.99	BA	9	0U	(24) C13, (4) C19	66 x 2.0 x 1.89
PW105BA0U412	LPC1224-1P	L14-30P	(6) 15A	4.99	BA	6	0U	(12) 5-15R	10 x 7.75 x 3.0
PW306BA0U241	VPC2864-A2-3846	L21-20P	None	5.76	BA	9	0U	(30) 5-20R	66 x 2.0 x 1.89
PW306BA0U244	VPC2864-3850	L21-20P	None	5.76	BA	9	0U	(36) C13, (6) C19	66 x 2.0 x 1.89
PW306BA0U246	 VPC2864-3856	L21-20P	None	5.76	BA	9	0U	(18) 5-20R, (6) L6-20R	66 x 2.0 x 1.89
PW309BA0U409	VPC3106-C2-15	L21-30P	(3) 20A	8.65	BA	9	0U	(24) 5-20R	70 x 2.0 x 3.8
PW314BA0U251	VPC2864-3858	CS8365P	(2) 20A (1) 30A	14.4	BA	9	0U	(24) C13, (4) C19, (2) L6-30R	66 x 2.0 x 1.89
PW314BA0U253	 VPC2864-3853	CS8365P	(3) 20A	14.4	BA	9	0U	(30) C13, (6) C19	66 x 2.0 x 1.89



ePBZ89



ePBZ97



ePBZ93



PW105BA0U239










PW306BA0U246




PW314BA0U253

Basic ePDUs - 1U

Catalog Number	Style Number	Input Plug	Breaker	Max kW	Function	Cord (ft)	Orientation	Receptacles	Dimensions (H x W x D, in)
PW101BA1U140 	T982A1-N-SS-009	5-15P	(1) 15A	1.44	BA	9	1U	(12) 5-15R	1.75 x 19 x 7
PW102BA1U158	T982A2-N-SS-009	5-20P	(1) 20A	1.92	BA	9	1U	(12) 5-20R	1.75 x 19 x 7
ePBZ99 	ePBZ99	L5-20P	(1) 20A	1.92	BA	6	1U	(12) 5-20R	1.75 x 19 x 2.4
PW102BA1U159	T982A2-N-SL-009	L5-20P	(1) 20A	1.92	BA	9	1U	(12) 5-20R	1.75 x 19 x 7
PW103BA1U190	T982C2-N-SL-009	L5-30P	(2) 20A	2.88	BA	9	1U	(12) 5-20R	1.75 x 19 x 7
ePBZ88 	ePBZ88	C20	None	3.33	BA	6	1U	(10) C13, (2) C19	1.72 x 19 x 2.4
PW103BA1U405	TPC2104	C20	(1) 20A	3.33	BA	9	1U	(16) C13	1.75 x 19 x 7
ePBZ95 	ePBZ95	L6-20P	None	3.33	BA	6	1U	(12) C13, (1) C19	1.72 x 19 x 2.4
PW103BA1U191	T982B3-N-SL-009	L6-20P	(1) 20A	3.33	BA	9	1U	(12) C13	1.75 x 19 x 7
ePBZ94 	ePBZ94	L6-30P	(2) 20A	4.99	BA	6	1U	(6) C19	1.72 x 19 x 2.4
PW103BA1U406	TPC2105-1-107	L6-30P	(2) 15A	3.33	BA	9	1U	(16) C13	1.75 x 19 x 7
PW105BA1U163 	T982F3-N-SL-009	L6-30P	(2) 15A	4.99	BA	9	1U	(12) C13	1.75 x 19 x 7
PW105BA1U192	T982F4-N-SL-009	L6-30P	(2) 15A	4.99	BA	9	1U	(8) C13, (4) C19	1.75 x 19 x 7
PW105BA1U404	T982G1-N-SL-009	L14-30P	(2) 15A	4.99	BA	9	1U	(12) 5-15R	1.75 x 19 x 7
PW314BA1U193 	T17C19250-3-009	CS8365P	(6) 20A	14.4	BA	9	1U	(6) C19	1.75 x 19 x 7



PW101BA1U140



ePBZ99



ePBZ88



ePBZ95



ePBZ94



PW105BA1U163




PW314BA1U193




FlexPDUs

Eaton FlexPDUs increase power distribution from a single UPS.

- 3 foot cord allows easy connection close to UPS without cable clutter
- Mounting bracket attaches directly to UPS
- Mounting bracket allows for vertical, 1U or UPS attachment




HotSwap MBP mounted in rack with 3U UPS

Catalog Number	Style Number	Input Plug	Breaker	Max kW	Function	Cord (ft)	Orientation	Receptacles	Dimensions (H x W x D, in)
EFLX1500R-PDU1U 	58015	5-15P	None	1.44	BA	3	1U	(12) 5-15R, (1) C19	1.7 x 17.3 x 2.3
EFLX2000R-PDU1U	58020	5-20P	None	1.92	BA	3	1U	(12) 5-20R	1.7 x 17.3 x 2.3
EFLX2000R-PDU1UL 	58021	5-20P	None	1.92	BA	3	1U	(5) L5-20R	2.0 x 17.3 x 3.0
EFLXI3000R-PDU1UIEC 	68438	C20 Inlet	(2) 20A	3.33	BA	3	1U	(12) C13, (1) C19	1.7 x 17.3 x 2.3

Includes C19 to C14 and C19 to C20 jumper cables

Hot Swap Maintenance Bypass

Hot Swap MBPs enable easy UPS replacement without interruption to the connected load. Placing the HotSwap MBP in bypass mode provides utility power to equipment while the UPS is being serviced.

Catalog Number	Style Number	Input Plug	Breaker	Max kW	Function	Cord (ft)	Orientation	Receptacles	Dimensions (H x W x D, in)
EHBPL1500R-PDU1U 	58115	5-15P	None	1.44	BA	8	2U	(6) 5-15R	2.1 x 17.3 x 3.8
EHBPL2000R-PDU1U	58120	5-20P	None	1.92	BA	8	2U	(6) 5-15R	2.1 x 17.3 x 3.8
EHBPL3000R-PDU1U	58130	L5-30P	(2) 20A	2.88	BA	3.3	2U	(5) 5-20R	2.1 x 17.3 x 3.8



FlexPDU mounted with 2U UPS



EFLX1500R-PDU1U



EFLX2000R-PDU1UL

























EFLX13000R-PDU1UIEC




EHBPL1500R-PDU1U

Monitored ePDUs - 0U

Eaton Monitored ePDUs all users to remotely monitor the current draw of the unit and individual sections.

Catalog Number	Style Number	Input Plug	Breaker	Max kW	Function	Cord (ft)	Orientation	Receptacles	Dimensions (H x W x D, in)
PW101MI0U233	V70NA1-N-SS-109	5-15P	None	1.44	MI	9	0U	(24) 5-15R	66 x 2.0 x 1.89
PW102MI0U234	V70NA2-N-SS-109	5-20P	None	1.92	MI	9	0U	(24) 5-20R	66 x 2.0 x 1.89
PW102MI0U235	V70NA2-N-SL-109	L5-20P	None	1.92	MI	9	0U	(24) 5-20R	66 x 2.0 x 1.89
PW103MI0U236	V70BC1-N-SL-109	L5-30P	(2) 15A	2.88	MI	9	0U	(24) 5-15R	66 x 2.0 x 1.89
PW103MI0U238	V70NB4-N-SL-109	L6-20P	None	3.33	MI	9	0U	(24) C13, (4) C19	66 x 2.0 x 1.89
PW105MI0U240	V70BF5-N-SL-109	L6-30P	(2) 20A	4.99	MI	9	0U	(24) C13, (4) C19	66 x 2.0 x 1.89
PW105MI0U255 	V70BJ3-N-SL-109	L14-30P	(2) 20A	4.99	MI	9	0U	(24) C13, (4) C19, (4) 5-20R	66 x 2.0 x 1.89
PW306MI0U242 	VPC2864-A2-3847	L21-20P	None	5.76	MI	9	0U	(30) 5-20R	66 x 2.0 x 1.89
PW306MI0U243 	VPC2864-3848	L21-20P	None	5.76	MI	9	0U	(24) C13, (3) C19, (6) 5-20R	66 x 2.0 x 1.89
PW306MI0U408 	VPC2864-A1	L21-20P	None	5.76	MI	9	0U	(30) 5-15R	66 x 2.0 x 1.89
PW306MI0U245 	VPC2864-3851	L21-20P	None	5.76	MI	9	0U	(36) C13, (6) C19	66 x 2.0 x 1.89
PW306MI0U247  	VPC2864-3857	L21-20P	None	5.76	MI	9	0U	(18) 5-20R, (6) L6-20R	66 x 2.0 x 1.89
PW306MI0U416 	VPC2864-3436	L21-20P	None	5.76	MI	10	0U	(42) C13	66 x 2.0 x 1.89
PW309MI0U248  	VPC2864-3849	L21-30P	(3) 20A	8.64	MI	9	0U	(24) C13, (3) C19, (6) 5-20R	66 x 2.0 x 1.89
PW309MI0U250  	VPC2864-3726	L21-30P	(3) 15A	8.64	MI	9	0U	(36) C13	66 x 2.0 x 1.89
PW309MI0U256  	VPC2864-3852	L21-30P	(3) 20A	8.64	MI	9	0U	(30) C13, (6) C19	66 x 2.0 x 1.89
PW314MI0U252 	VPC2864-3859	CS8365P	(2) 20A (1) 30A	14.4	MI	9	0U	(24) C13, (4) C19, (2) L6-30R	66 x 2.0 x 1.89
PW314MI0U254 	VPC2864-3854	CS8365P	(3) 20A	14.4	MI	9	0U	(30) C13, (6) C19	66 x 2.0 x 1.89
PW317MI0U222  	VPC3690	IEC 60309 460P9W	(6) 20A	17.3	MI	7	0U	(12) C13, (12) C19	66 x 4.0 x 1.89
VPC2864-3861  	VPC2864-3861	IEC309 516P6W	None	14.4	MI	9	0U	(30) C13, (6) C19	66 x 2 x 1.83
VPC2864-3862  	VPC2864-3862	IEC309 532P6W	(3) 20A	14.4	MI	9	0U	(30) C13, (6) C19	66 x 2 x 1.83

 These units have available temperature monitoring



Optional Sensors

SENSOR - T1-10

(1) Temperature Sensor, 10' Cable

SENSOR - T2-10

(2) Temperature Sensor,
10' Cable each



PW105MI0U255



PW306MI0U247



PW309MI0U248



PW309MI0U250









PW309MI0U256



PW317MI0U222

Monitored ePDUs - 1U/2U

Catalog Number	Style Number	Input Plug	Breaker	Max kW	Function	Cord (ft)	Orientation	Receptacles	Dimensions (H x W x D, in)
PW101MI1U221	T982A1-N-SS-109	5-15P	(1) 15A	1.44	MI	9	1U	(12) 5-15R	1.75 x 19 x 7
PW101MI1U403	T982A2-F-SS-109	5-20P	(1) 20A	1.92	MI	9	1U	(12) 5-20R	1.75 x 19 x 7
PW102MI1U160 	T982A2-N-SL-109	L5-20P	(1) 20A	1.92	MI	9	1U	(12) 5-20R	1.75 x 19 x 7
PW103MI1U161	T982C2-N-SL-109	L5-30P	(2) 20A	2.88	MI	9	1U	(12) 5-20R	1.75 x 19 x 7
PW103MI1U162 	T982B3-N-SL-109	L6-20P	(1) 20A	3.33	MI	9	1U	(12) C13	1.75 x 19 x 7
PW105MI1U164	T982F3-N-SL-109	L6-30P	(2) 15A	4.99	MI	9	1U	(12) C13	1.75 x 19 x 7
PW105MI1U165 	T982F4-N-SL-109	L6-30P	(2) 15A	4.99	MI	9	1U	(8) C13, (4) C19	1.75 x 19 x 7
PW105MI2U402 	PC3783	L6-30P	(2) 20A	4.99	MI	15	2U	(20) C13	3.44 x 19 x 7
PW317MI2U141  	PC3623	IEC 60309 460P9W	(6) 20A	17.29	MI	10	2U	(12) C19	3.5 x 19 x 13.5



Optional Sensors

SENSOR - T1-10

(1) Temperature Sensor, 10' Cable

SENSOR - T2-10

(2) Temperature Sensor,
10' Cable each

Front view



Rear view



PW102MI1U160

Front view



Rear view



PW103MI1U162

Front view



Rear view



PW105MI1U165

Front view





Rear view



PW317MI2U141

Advanced Monitored ePDUs

Eaton Advanced Monitored ePDU provides maximum power for both standard and blade server. Additionally this technology provides outlet level monitoring for capacity planning and energy management.

Catalog Number	Style Number	Input Plug	Breaker	Max kW	Function	Cord (ft)	Orientation	Receptacles	Dimensions (H x W x D, in)
PW105AM0U411 	VPC3695-3794	L6-30P	(2) 20A	5.76	AM	9	0U	(14) C13, (2) C19	66 x 2.0 x 3.5
PW309AM0U410 	VPC3695-3792	L21-30P	(3) 20A	8.65	AM	9	0U	(21) C13, (3) C19	66 x 2.0 x 3.5



- Optional Sensors**
- SENSOR - T1-10**
(1) Temperature Sensor, 10' Cable
 - SENSOR - T2-10**
(2) Temperature Sensor, 10' Cable each












PW105AM0U411



PW309AM0U410

Switched ePDUs

Eaton switched ePDU provides remote power monitoring of both voltage and current and provides outlet level control for on/off/reboot.

Catalog Number	Style Number	Input Plug	Breaker	Max kW	Function	Cord (ft)	Orientation	Receptacles	Dimensions (H x W x D, in)
PW101SW0U224 	IPV70A1-EP1-09S	5-15P	None	1.44	SW	9	0U	(16) 5-15R	66 x 2.0 x 1.89
PW102SW0U150 	IPV42A2-EP1-09L	L5-20P	None	1.92	SW	9	0U	(8) 5-15R	42 x 2.0 x 1.89
PW102SW0U151 	IPV70A5-EP1-09L	L5-20P	None	1.92	SW	9	0U	(24) 5-15R	66 x 2.0 x 1.89
PW103SW0U152 	IPV70C5-EP1-09L	L5-30P	(2) 15A	2.88	SW	9	0U	(16) 5-15R	66 x 2.0 x 1.89
PW103SW0U153 	IPV70B2-EP1-10L	L6-20P	None	3.33	SW	10	0U	(24) C13	66 x 2.0 x 1.89
PW105SW0U154 	IPV70F3-EP1-09L	L6-30P	(2) 15A	4.99	SW	9	0U	(16) C13	66 x 2.0 x 1.89
PW306SW0U155 	IPV70K1-EP1-09L	L21-20P	None	5.76	SW	9	0U	(24) 5-15R	66 x 2.0 x 1.89
PW306SW0U156 	IPV70M1-EP1-09L	L21-20P	None	5.76	SW	9	0U	(24) C13	66 x 2.0 x 1.89
PW309SW0U178 	IPV70R1-EP1-09L	L21-30P	(3) 20A	8.64	SW	9	0U	(24) C13	66 x 2.0 x 3.5
PW317SW0U400 	IPV70T2-EP1-12L	IEC 60309 460P9W	(6) 20A	17.29	SW	12	0U	(18) C13, (6) C19	66 x 2 x 4
PW317SW0U401 	IPV70T1-EP1-12L	IEC 60309 460P9W	(6) 20A	17.29	SW	12	0U	(12) C13, (12) C19	66 x 2 x 4
IPV70U1-EP1-09L 	IPV70U1-EP1-09L	IEC309 516P6W	None	14.4	SW	9	0U	(24) C13	66 x 2 x 1.83
IPV70U2-EP1-09L 	IPV70U2-EP1-09L	IEC309 516P6W	None	14.4	SW	9	0U	(18) C13, (6) C19	70 x 2 x 4
PW103SW2U413*	IPC3401-NET	C20	(1) 20A	3.33	SW	0	1U	(8) C13	1.75 x 19 x 9.5
PW103SW2U414*	IPC3402-NET	C20	(1) 20A	3.33	SW	0	1U	(8) 5-15R	1.75 x 19 x 9.5
PW105SW2U415 	IPC36F4N2USW15L	L6-30P	(2) 20A	4.99	SW	9	2U	(20) C13, (4) C19	3.5 x 19 x 9.5
PW105SW2U223 	IPC36F4N2USW09L	L6-30P	(2) 20A	4.99	SW	9	2U	(20) C13, (4) C19	3.5 x 19 x 9.5

* Model does not have local or remote current or voltage monitoring, but features local on/off buttons in addition to remote switching.



Optional Sensors

SENSOR - T1-10

(1) Temperature Sensor, 10' Cable

SENSOR - T2-10

(2) Temperature Sensor,
10' Cable each

SENSOR - T1H1-10

(1) Temperature and Humidity
Sensor, 10' Cable

SENSOR - T2H1-10

(1) Temperature and Humidity
Sensor, 10' Cable
(1) Temperature Sensor, 10' Cable



PW101SW0U224

PW102SW0U150

PW103SW0U152


PW103SW0U153

PW105SW0U154

PW309SW0U178

Eaton Automatic Transfer Switches

The Eaton eATS ePDUs automatically transfer power from the primary source to a secondary source.

Catalog Number	Style Number	Input Plug	Breaker	Max kW	Function	Cord (ft)	Orientation	Receptacles	Dimensions (H x W x D, in)
PWATSS515002 	T2235-A1-NNB09S	(2) 5-15P	None	1.44	AT	9	1U	(8) 5-15R	1.72 x 19 x 7
PULSTS1400R-1U	66027	(2) 5-15P	None	1.44	AT	6	1U	(6) 5-15R	1.72 x 19 x 9.8
PWATSS520003	T2235-A2-NNB09S	(2) 5-20P	None	1.92	AT	9	1U	(8) 5-20R	1.72 x 19 x 7
PWATSL520004	T2235-A2-NNB09L	(2) L5-20P	None	1.92	AT	9	1U	(8) 5-20R	1.72 x 19 x 7
PWATSL530005	T2235-C2-CNB09L	(2) L5-30P	(1) 20A	2.88	AT	9	1U	(8) 5-20R	1.72 x 19 x 9.5
PWATSL530007 	T2235-3369	(2) L5-30P	(1) 30A	2.88	AT	9	1U	(1) L5-30R	1.72 x 19 x 7
PWATSSC20001 	T2235-AB-NNBC20	(2) C20	None	1.92	AT	NA	1U	(8) C13, (1) C19	1.72 x 19 x 7
PULSTS16AMPR-1U	66028	(2) C20	None	3.33	AT	6	1U	(6) C13, (1) C19	1.72 x 19 x 9.8
PWATSL630006 	T2235-F3-CNB09L	(2) L6-30P	(2) 15A	4.99	AT	9	1U	(12) C13	1.72 x 19 x 7
PWATSL630008	T2235-3358	(2) L6-30P	None	4.99	AT	9	1U	(1) L6-30R	1.72 x 19 x 7



Rack Power Module

The Rack Power Module (RPM) delivers up to 36 kW (hard wire option required, BladeUPS connector limits to 12kW) of power to loads of various voltages, power cords and layouts. The 3U RPM can be deployed in the same rack with the UPS and IT equipment; there's no need for a dedicated infrastructure rack. The resulting architecture has fewer cables to manage, fewer distribution points to monitor and greater flexibility for IT personnel to make changes without an electrician. This unit is typically deployed with the Eaton BladeUPS units.

Features:

- Provides plug-and-play primary distribution of power from a three-phase input source to secondary power distribution devices
- Serves data center loads with various voltages, power cord configurations and layouts
- Distributes three-phase power to 12 poles, grouped into two sets of six poles, with choice of output receptacle types
- "Power Equalizer" LED display gives quick visual indication of each circuit's load, reducing possibility of overloads and breakers tripped off line
- Load information available from the front of the rack, no need to check individual power strips in the rear of the cabinet (hot isle)
- Branch circuit monitoring option allows easy load monitoring over the network
- Installs in only 3U of space in EIA 19" rack or enclosure (or wall mounted), all hardware included
- Enables customer installation and changes without the services of a licensed electrician



Rack Power Module (RPM) part number guide

(Base 3U RPM distribution box) **Y 0 3** **0** **0 0 0 0 0**

Input Voltage
 1 = 208V
 2 = 400V

Input Cords/Connection
 0 = Hardwire
 1 = BladeUPS Connector 208V
 2 = IEC309-60 5 wire
 3 = NEMA L21-30P
 4 = BladeUPS Connector 400V

Input Cords Length
 0 = Hardwire
 1 = 6 feet
 2 = 10 feet
 3 = 15 feet
 4 = 20 feet

Metering Choices
 1 = Power Equalizer
 2 = Energy Management System, NO Card
 3 = Energy Management System, with card

Output Receptacle Plate #1 & #2

1 = L21-20R	9 = L14-30R
2 = L21-30R	A = IEC320-C13 (208V)
3 = L6-15R	B = IEC320-C19 (208V)
4 = L6-20R	C = IEC320-C13 (230V) International
5 = L6-30R	D = IEC320-C19 (230V) International
6 = 5-15R	E = L15-20
7 = 5-20R	F = L15-30
8 = L14-20R	






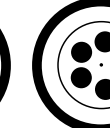


ePDU plugs and receptacles

Standard NEMA Plugs

5-15R 	5-15P 	5-20R 	5-20P 
L5-20R 	L5-20P 	L5-30R 	L5-30P 
6-15R 	6-15P 	L6-20R 	L6-20P 
L6-30R 	L6-30P 	L14-30R 	L14-30P 
IEC-320-C13 (female) 	IEC-320-C14 (male) 	IEC-320-C19 (female) 	IEC-320-C20 (male) 
IEC-309, 16A 	IEC-309, 32A 		

R indicates receptacle
 P indicates plug
 L indicates locking plug or receptacle

IEC 60309

30A  2P3W 250V	60A  2P3W 250V	30A  4P5W 3ØY230/400V	60A  3P4W 3Ø250V	60A  4P5W 3ØY120/208V	60A  4P5W 3ØY230/400V
50A, 2P3W 250V  HBLCS8265C	50A, 3P4W 3Ø250V  HBLCS8365C				

The IEC Advantage:

The IEC 60320 and IEC 60309 connectors described below are the most commonly specified. The IEC connector system is used throughout the world. By utilizing an Eaton ePDU with the IEC connectors, you can attach the correct cable assembly for British, Australian, Continental European, North American and many other cable/connector configurations. This allows you to purchase and inventory one ePDU for shipment anywhere in the world.

General ePDU Environmental Specifications

- Operating Temperature is 0 to 50° C
- Storage Temperature is -40 to 70° C
- Altitude Maximum 10,000 ft.
- Relative Humidity is 95% max non-condensing

Power cables and accessories

By turning to Eaton, you can enjoy one-stop shopping for a full range of power quality and power distribution needs, including power cables. The Eaton cable portfolio includes nearly two dozen choices in three product categories including adapters, jumpers and splitters.

All Eaton power cables are tested and certified for use with Eaton products, such as ePDUs, rack power modules (RPMs) and UPSs—proven to deliver the reliability and service life needed for the most rigorous data center applications.

Splitter Cables



CBL139 Splitter Cable
L14-30R to (2) L6-30R (4 ft/2 ft)



CBL143 Splitter Cable
L14-30R to (2) L5-30R (4 ft/2 ft)



CBL148 Splitter Cable
L14-20R to (2) L5-20R (4 ft/2 ft)



CBL149 Splitter Cable
L21-30R to (3) L5-30R (4 ft/2 ft/1 ft)



CBL150 Splitter Cable
L21-20R to (3) L5-20R (4 ft/2 ft/1 ft)

Adapter cables



010-0032:
C14 to NEMA 5-15R
125V, 15A
1 foot, 16 AWG/3-wire



010-9335:
NEMA 5-20P to C19
125V, 20A straight blade
8-foot, 12 AWG/3-wire



010-9337:
NEMA 6-20P to C19
250V, 20A straight blade
8-foot, 12 AWG/3-wire



010-9339:
NEMA L5-20P to C19
125V, 20A twist-lock
8-foot, 12 AWG/3-wire



010-9341:
NEMA L6-20P to C19
250V, 20A twist-lock
8-foot, 12 AWG/3-wire



010-9342:
C20 Male to C19
20A
8-foot, 12 AWG/3-wire



010-0034:
8-foot, 12 AWG/3-wire
C19 to bare wire
(Pig Tail)



010-9334:
NEMA 5-15P to C19
125V, 15A straight blade
8-foot, 14 AWG/3-wire



010-9336:
NEMA 6-15P to C19
250V, 15A straight blade
8-foot, 14 AWG/3-wire



010-9338:
NEMA L5-15P to C19
125V, 15A twist-lock
8-foot, 14 AWG/3-wire



010-9340:
NEMA L6-15P C19 to
250V, 15A twist-lock
8-foot, 14 AWG/3-wire

Jumper Cables



010-0025: 8-foot
010-0027: 6-foot
010-0028: 4-foot
010-0029: 2-foot
C14 to C13



010-9365
C14 to C19, 8-foot



010-9369-03
C20 to C13, 3 feet
010-9369-06
C20 to C13, 6 feet

Outlet Caps



035-0113:
C13 outlet cap



035-0119:
C19 outlet cap

Temperature & Humidity Sensors



Optional Sensors

SENSOR - T1-10
(1) Temperature Sensor, 10' Cable

SENSOR - T2-10
(2) Temperature Sensor,
10' Cable each

SENSOR - T1H1-10

(1) Temperature and Humidity
Sensor, 10' Cable

SENSOR - T2H1-10

(1) Temperature and Humidity
Sensor, 10' Cable

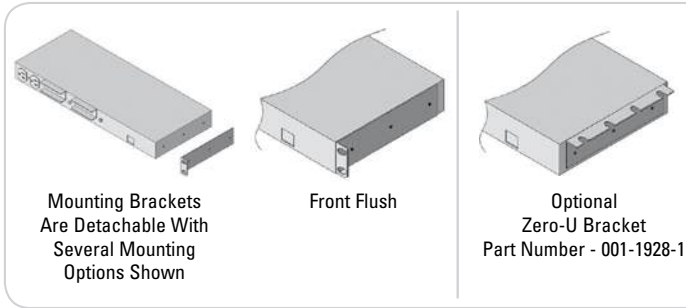
(1) Temperature Sensor, 10' Cable

Space-saving mounting options

Installing your new ePDU is quick and easy. There are models that mount horizontally in minimal rack space (1U or 2U), or vertically in rack side pockets or rear channels—or on a wall or floor, saving traditional U space for IT equipment.

The units come with all mounting hardware included, ready to install. There's no need to purchase additional mounting hardware or accessories. Some units use a button-mount system and can be mounted in keyhole-type openings in popular racks, with no tools required.

Horizontal mounting

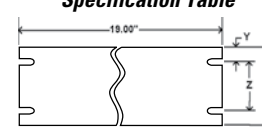


Mounting Brackets Are Detachable With Several Mounting Options Shown

Front Flush

Optional Zero-U Bracket
Part Number - 001-1928-1

Rack Mounting Hole Specification Table



HOLE SPECIFICATION TABLE

A	Y	Z
1.75	.25	1.25
3.5	.875	1.75
5.25	.875	3.5

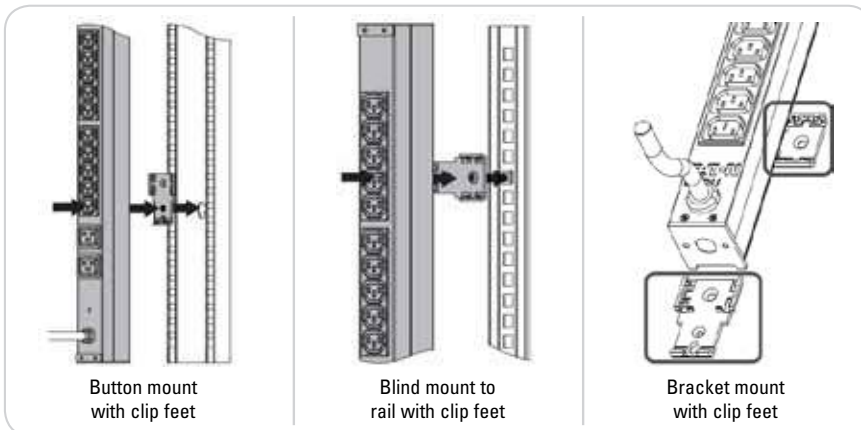


Vertical mounting



SUB-HRDWARE-017 - Standard mounting included, brackets come attached to units.

Tool-less Mounting

Button mount with clip feet

Blind mount to rail with clip feet

Bracket mount with clip feet

Mounting style for vertical Basic models with part numbers that start with EPBZ.

For a detailed mounting process, please refer to our mounting video on eaton.com/epdu

Benefits of vertical mounts

Eaton ePDUs can be mounted vertically, allowing you to save valuable space. You can mount them vertically in rack side pockets, rear channels – or on a wall, which allows you to save traditional U space for IT equipment.

UNITED STATES
8609 Six Forks Road
Raleigh, NC 27615 U.S.A.
Toll Free: 1.800.356.5794

eaton.com/epdu

CANADA
Ontario: 416.798.0112
Toll Free: 1.800.461.9166

LATIN AMERICA
South Cone: 54.11.4124.4000
Brazil: 55.11.3616.8500
Andean & Caribbean:
1.949.452.9610
Mexico & Central America:
52.55.9000.5252

EUROPE/MIDDLE EAST/AFRICA
Denmark: 45.3686.7910
Finland: 358.94.52.661
France: 33.1.6012.7400
Germany: 49.0.7841.604.0
Italy: 39.02.66.04.05.40
Norway: 47.23.03.65.50
Portugal: 55.11.3616.8500
Sweden: 46.8.598.940.00
United Kingdom: 44.1753.608.700

ASIA PACIFIC
Australia: 61.2.9693.9366
New Zealand: 64.0.3.343.3314
China: 86.21.6361.5599
HK/Korea/Taiwan: 852.2745.6682
India: 91.11.4223.2300
Singapore/SEA: 65.6825.1668

Eaton, Powerware, and ePDU are
trade names, trademarks, and/or service
marks of Eaton Corporation or its
subsidiaries and affiliates.

©2011 Eaton Corporation
All Rights Reserved
Printed in USA
EPDUCAT
March 2011

